



# Tri-State Therapeutic Riding Center

Special Event Registration: 2025 Gymkhana and Fun Horse Show

## Saturday March 29, 2025 starting at 11am

Beginner classes can be assisted or Unassisted. Ribbons awarded 1st- 6<sup>th</sup>

**\*\*\* Rider must submit completed Special Events Liability Form and Waiver with payment - see website\*\*\***

### RIDER INFORMATION

Name: \_\_\_\_\_ Date of Birth: \_\_\_\_\_

Parent/Guardian Name if rider is under 18 years old:  
\_\_\_\_\_

Address: \_\_\_\_\_ City: \_\_\_\_\_

State: \_\_\_\_\_ Zip: \_\_\_\_\_

Phone: \_\_\_\_\_

### PREFERRED TRI-STATE HORSES

1. \_\_\_\_\_
2. \_\_\_\_\_
3. \_\_\_\_\_

**OR**

Personal Horse \* \_\_\_\_\_

(\*Must have current negative Coggins)

### ENTRY CLASSES

Please note each class the rider is entering:


### REGISTRATION FEE SUMMARY

Office Fee \$10.00  
 \_\_\_ # of classes x \$10/Class \$ \_\_\_  
 Tri-State Instructor & Horse Fee \$15 \$ \_\_\_  
 Haul-In Fee \$5 \$ \_\_\_

One lease fee per rider/day. Riders will be assigned horses and might not be on the same horse for each class. In this case, you do not need to pay a lease fee

Optional:

\_\_\_ # of Stalls @ \$25.00 per stall \$ \_\_\_  
 \_\_\_ shavings @ \$8 per bag \$ \_\_\_

Must have at least ONE bag if using Tri-State stall

**Total Fees:** \$ \_\_\_

#### Office Use Only:

- \_\_\_ Signed Liability Waiver and Completed Entry
- \_\_\_ Confirmed Negative Coggins
- \_\_\_ Payment Received (PayPal, Check or Cash)



# Tri-State Therapeutic Riding Center

Special Event Registration: 2025 Gymkhana and Fun Horse Show

## CLASS LIST

100	<b>Leadline Riders</b>
101	<b>Western Pattern</b> Beginner - Walk Only
102	<b>Western Pattern</b> Intermediate - Walk/Trot
103	<b>Western Pattern</b> Advanced - Walk/Trot/ Canter
104	<b>English Pattern</b> Beginner - Walk Only
105	<b>English Pattern</b> Intermediate - Walk/Trot
106	<b>English Pattern</b> Advanced - Walk/Trot/ Canter
107	<b>Dressage Intro A</b>
108	<b>Dressage Intro B</b>
109	<b>Dressage Intro C</b>
110	<b>Dressage Test of Choice</b> please specify on entry
111	<b>Hurry Scurry-</b> Beginner (ground pole)
112	<b>Hurry Scurry-</b> Intermediate (12" cross rail)
113	<b>Hurry Scurry-</b> Advanced (18" cross rail)
114	<b>Carriage Driving Pattern</b>
115	<b>Carriage Driving Cone Hazards</b>
116	<b>Poles -</b> Beginner
117	<b>Poles -</b> Intermediate
118	<b>Poles -</b> Advanced
119	<b>Speedball-</b> Beginner
120	<b>Speedball-</b> Intermediate
121	<b>Speedball-</b> Advanced
122	<b>Pony Express-</b> Beginner
123	<b>Pony Express-</b> Intermediate
125	<b>Pony Express-</b> Advanced
126	<b>Big T-</b> Beginner
127	<b>Big T-</b> Intermediate
128	<b>Big T-</b> Advanced
129	<b>Barrels-</b> Beginner
130	<b>Barrels-</b> Intermediate
131	<b>Barrels-</b> Advanced

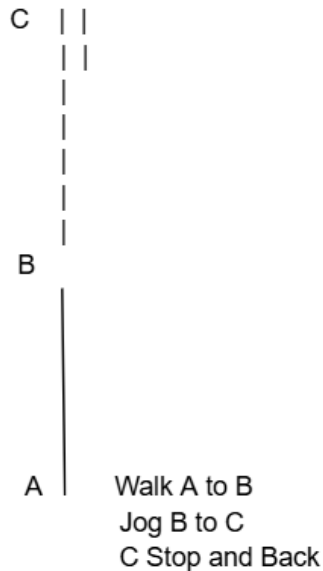


# Tri-State Therapeutic Riding Center

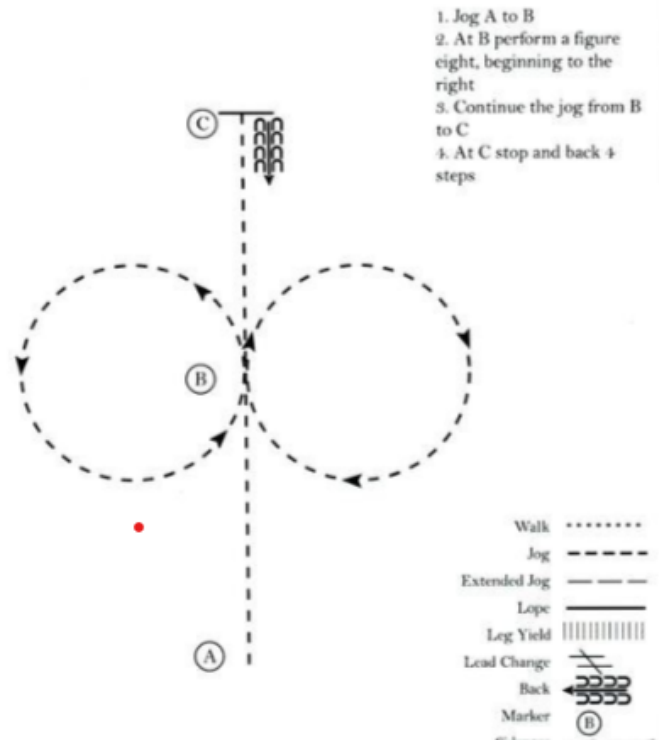
Special Event Registration: 2025 Gymkhana and Fun Horse Show

## WESTERN PATTERNS

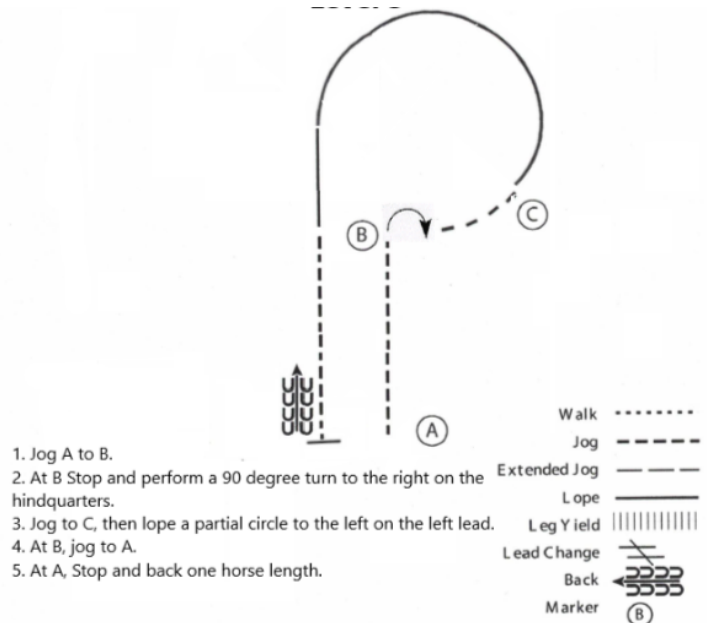
### Beginner Western Pattern



### Intermediate Western Pattern



### Advanced Western Pattern



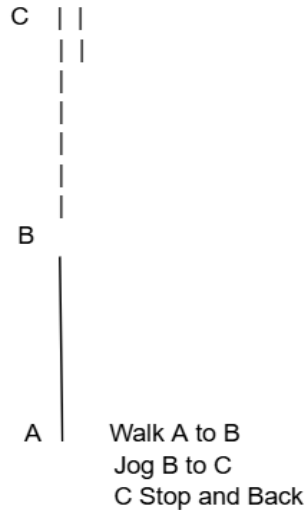


# Tri-State Therapeutic Riding Center

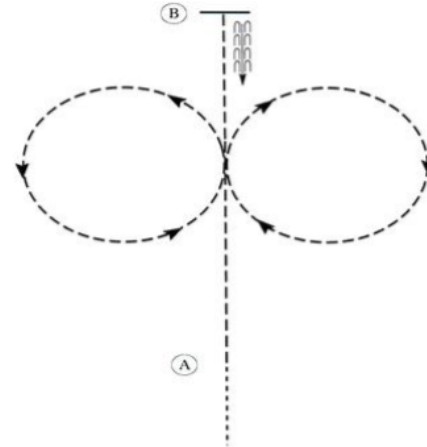
Special Event Registration: 2025 Gymkhana and Fun Horse Show

## ENGLISH PATTERNS

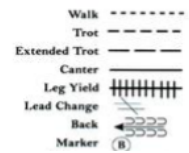
### Beginner English Pattern



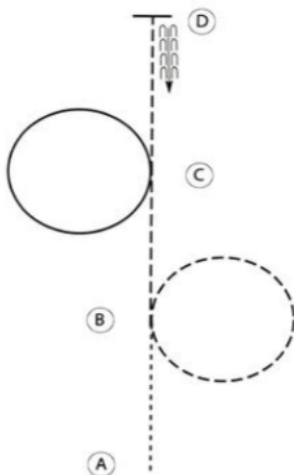
### Intermediate English Pattern



1. Walk to A.
2. At A sitting trot towards B.
3. When halfway to B posting trot circle to the right followed by a posting trot circle to the left.
4. Continue the posting trot to B.
5. At B stop and back approximately one horse length.

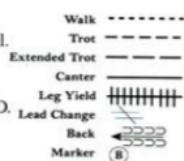


### Advanced English Pattern



Be ready at A.

1. Walk from A to B.
2. At B, posting trot circle to the right on proper diagonal.
3. Continue posting trot to C.
4. At C, canter a circle to the left on the left lead.
5. After returning to C, break to a sitting trot from C to D.
6. At D, stop and back approximately one horse length.



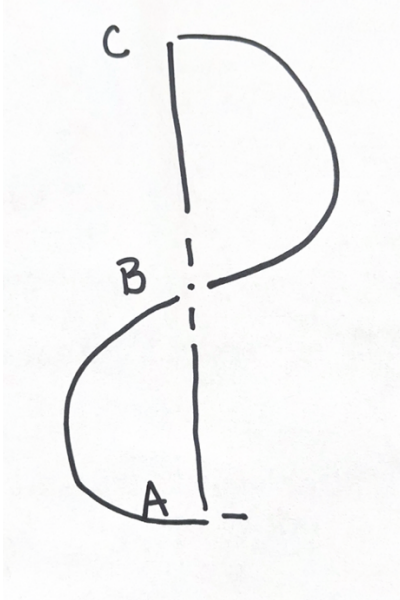


# Tri-State Therapeutic Riding Center

Special Event Registration: 2025 Gymkhana and Fun Horse Show

## CARRIAGE DRIVING

### Carriage Driving Pattern



Trot A towards B

Walk through a Halt at B


Walk Through a Trot to C

At C Track Right making a large half circle to the right to B

At B large half circle left to A

A walk

### Carriage Driving Cones

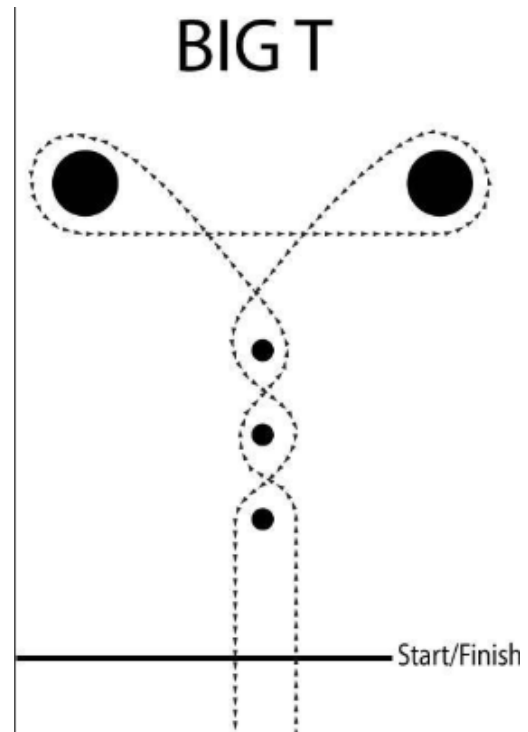
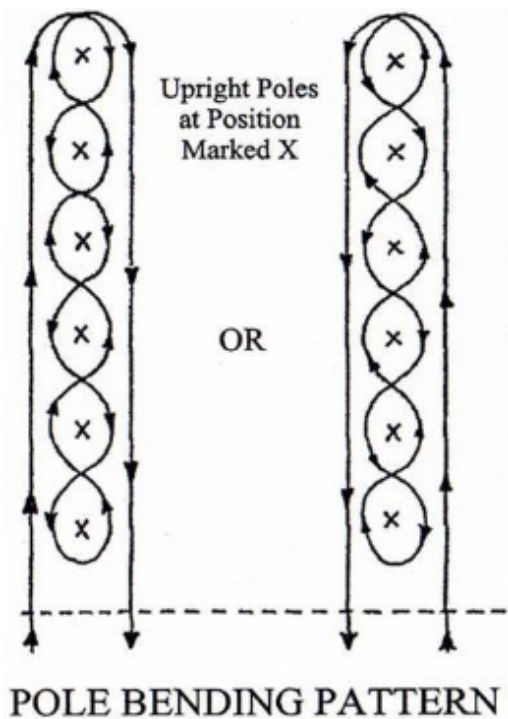
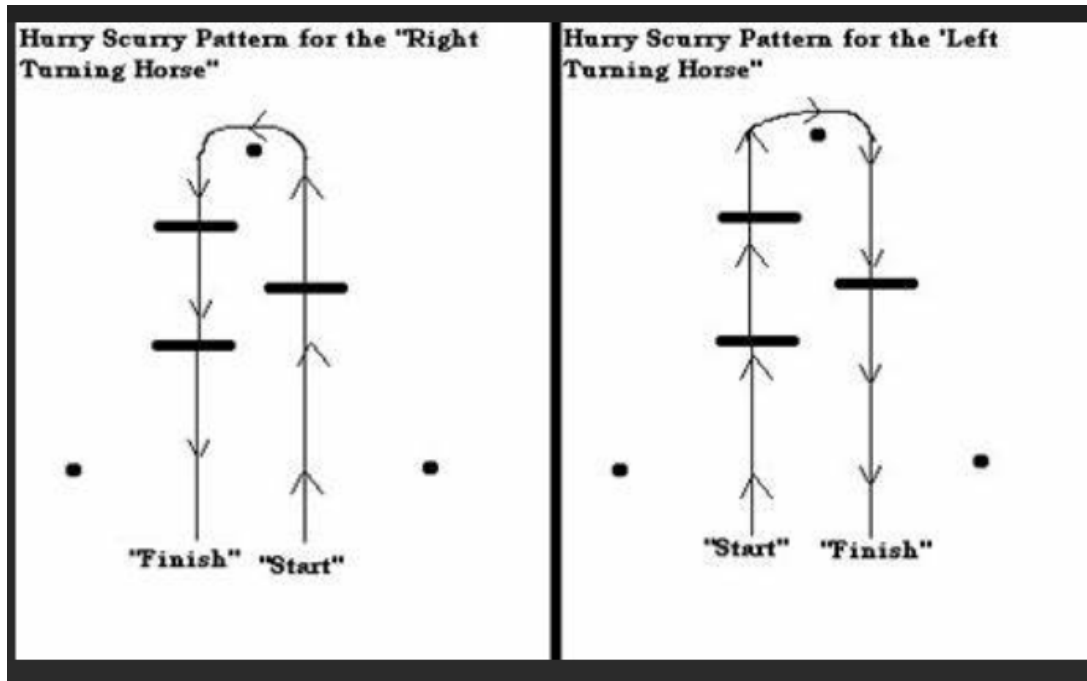




# Tri-State Therapeutic Riding Center

Special Event Registration: 2025 Gymkhana and Fun Horse Show

## ADDITIONAL CLASS PATTERNS





# Tri-State Therapeutic Riding Center

Special Event Registration: 2025 Gymkhana and Fun Horse Show

## PONY EXPRESS RELAY

Rider 1 races to opposite end of arena and delivers mail by dropping mailbag onto barrel, then races back.

Rider 2 races down, picks up the mail by retrieving mailbag, and races across finish line. Team that completes their mail route fastest without dropping any letters WINS!

